

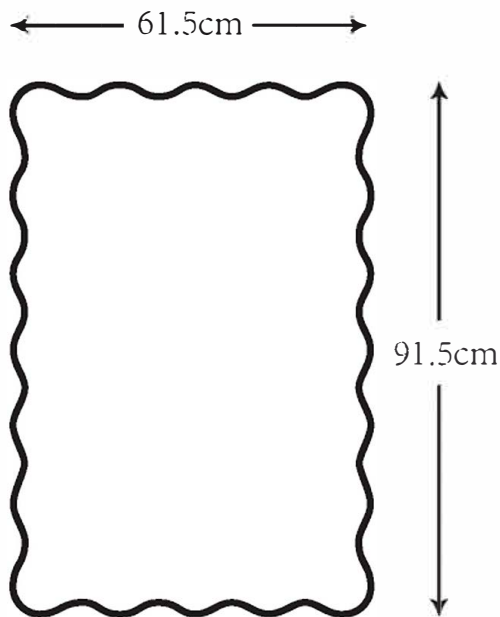
ASSEMBLY INSTRUCTIONS

Wall Mirror

Approximate Assembly Time



People Required to Assemble





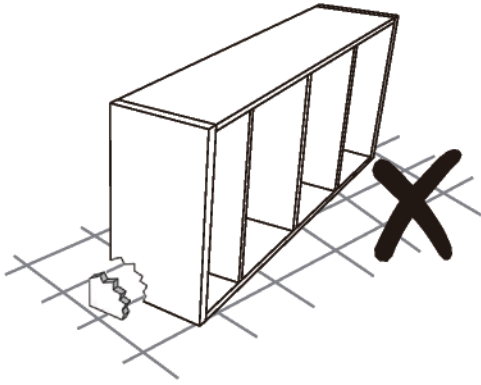
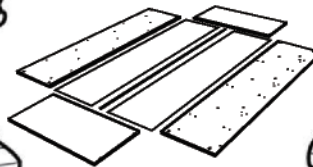
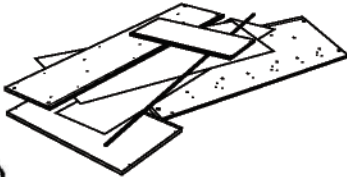
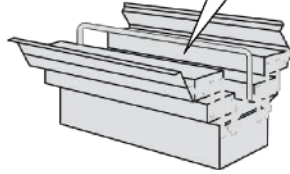
Before you start...

Please carefully unpack and lay out all of the component parts to ensure nothing is missing and to check each component for any obvious damage.

Should you identify any concerns at this stage please contact the retailer from whom this product was purchased. Please quote your order number, details of your issue, the product code, and the batch number from the cartons which will help to resolve your issue as quickly as possible.



No Extra
Tools Required



Contact Retailer

ASSEMBLY ADVICE

Please take the time to carefully read through these instructions before you commence.

Keep these instructions for future reference.

We advise that the product is assembled in the room it is intended for.

We advise that you keep the hardware in a bowl during assembly to avoid losing anything.

We strongly recommend that you keep children away from the work area.

Small component parts could choke a child if swallowed.

We recommend you use a sheet or blanket to protect both floor and product through the assembly stages.

This product is heavy, and we recommend a 2 person lift to avoid personal injury or damage to the product.

Never push or pull the product as this could cause both personal injury or irreparable damage to product or floor.

We have tried to make this piece of furniture easy to assemble if the instructions are followed carefully.


In the unlikely event that you have problems with assembling the product or have missing or damaged parts, please contact your retailer and we will assist them in rectifying the problem as quickly as possible.

Please remember we strongly urge you DO NOT use power tools such as drill or electric screwdrivers as this could cause irreparable damage to your product and will invalidate your warranty.

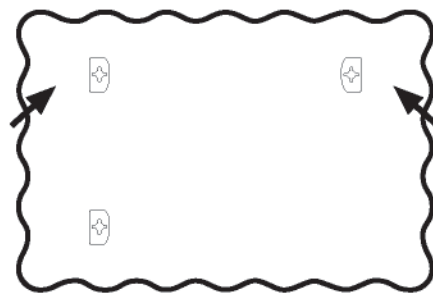


Option 1

Landscape




Front



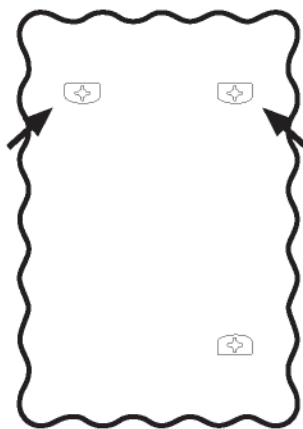
Back

Option 2

Portrait



Front



Back

*Diagram to indicate different setting position for mirror

GENERAL CARE & MAINTENANCE

We advise that when cleaning the product that a damp cloth is used.

Avoid the use of all household cleaners and abrasive.

Never push or drag the furniture.

Never attempt to move the furniture when fully loaded.

We advise that periodically all fixing are re-tightened.

JULIAN BOWEN

Bentnck House, Park Lane Business Park, Kirkby-in-Ashfield, Notts NG17 9LE
Tel: (01623) 727374 Fax: (01623) 754555 Email: sales@julian-bowen.co.uk Web:julian-bowen.co.uk

<p>EN: In compliance with the EU General Product Safety Regulation (2023), Julian Bowen Limited has authorised the person named below to perform the tasks specified in the Regulation.</p> <p>Name: Aris Christos Botsios Engineering Office Address: V. Botsiou 3 Street, Eleousa, Ioannina, 45500, Greece Email: acsbotsios82@gmail.com Telephone: 00302651063075 (landline)</p>
<p>DE: In Übereinstimmung mit der EU-Verordnung über die allgemeine Produktsicherheit (2023) hat Julian Bowen Limited die unten genannte person ermächtigt, die in der Verordnung genannten Aufgaben wahrzunehmen.</p> <p>Name: Aris Christos Botsios Ingenieurbüro Adresse: V. Botsiou 3, Eleousa, Ioannina, 45500, Griechenland E-Mail: acsbotsios82@gmail.com Telefon: 00302651063075 (festnetz)</p>
<p>IT: In conformità con il Regolamento Generale Sulla Sicurezza dei Prodotti dell'UE (2023), Julian Bowen Limited ha autorizzato la persona indicata di seguito a svolgere i compiti specificati nel Regolamento.</p> <p>Nome: Aris Christos Botsios Ufficio tecnico Indirizzo: V. Botsiou 3, Eleousa, Ioannina, 45500, Grecia Email: acsbotsios82@gmail.com Telefono: 00302651063075 (linea fissa)</p>
<p>FR: Conformément au règlement de l'UE sur la Sécurité Générale des Produits (2023), Julian Bowen Limited a autorisé la personne nommée ci-dessous à effectuer les tâches spécifiées dans le règlement.</p> <p>Nom: Aris Christos Botsios Bureau d'études Adresse: V. Botsiou, Eleousa, Ioannina, 45500, Grèce Courriel: acsbotsios82@gmail.com Téléphone: 00302651063075 (ligne fixe)</p>
<p>ES: En cumplimiento del Reglamento de la UE relativo a La Seguridad General de Los Productos (2023), Julian Bowen Limited ha autorizado a la persona nombrada a continuación a realizar las tareas especificadas en el Reglamento.</p> <p>Nombre: Aris Christos Botsios Oficina de Ingeniería Dirección: V. Botsiou 3, Eleousa, Ioannina, 45500, Grecia Correo electrónico: acsbotsios82@gmail.com Teléfono: 00302651063075 (teléfono fijo)</p>
<p>SE: I enlighet med EU förordning om allmän produktsäkerhet (2023) har Julian Bowen Limited bemyndigat den person som anges nedan att utföra de uppgifter som anges i förordningen.</p> <p>Namn: Aris Christos Botsios Ingenjörbyrå Adress: V. Botsiou 3 Street, Eleousa, Ioannina, 45500, Grekland E-post: acsbotsios82@gmail.com Telefon: 00302651063075 (fast telefon)</p>
<p>NL: In overeenstemming met de EU-verordening inzake algemene productveiligheid (2023) heeft Julian Bowen Limited de hieronder vermelde persoon gemachtigd om de in de verordening gespecificeerde taken uit te voeren.</p> <p>Naam: Aris Christos Botsios Ingenieursbureau Adres: V. Botsiou 3 Street, Eleousa, Ioannina, 45500, Griekenland E-mail: acsbotsios82@gmail.com Telefoon: 00302651063075 (vaste lijn)</p>